



Estonia-born Community Information Summary

Historical Background

The first known Estonian migrant to Australia was Alfred Julius Sickler who arrived in 1853 and worked as a doctor in Bendigo Victoria, before settling in Dubbo. By 1914, the number of Estonia-born in Australia had risen to 126.

Small numbers of Estonians began to arrive in Australia during and after World War I marking the first wave of Estonian migration to Australia. The first Estonian community was established south-west of Sydney in 1924. By 1940 this community had grown to 25 families.

In 1947, following World War II, 142 refugees from Estonia migrated from European camps together with refugees from other Baltic states. The inflow of Estonian migration lasted for a further five years, as able-bodied men and women from Displaced Persons camps were sent to Australia to undertake unskilled work. By 1954, the number of Estonia-born in Australia had grown to 6549.

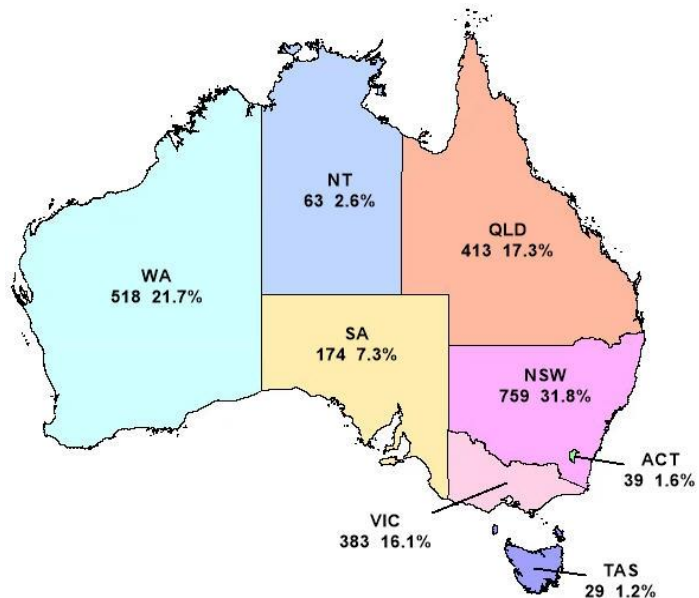
Estonian migration to Australia has declined, and numbers of Estonia-born fell to 1928 by 2011, with some returning home to Estonia for retirement.

2016 Census

Geographic Distribution

The latest Census in 2016 recorded 2,386 Estonia-born people in Australia, an increase of 23.8 per cent from the 2011 Census.

The 2016 distribution by State and Territory showed New South Wales had the largest number with 759 followed by Western Australia (518), Queensland (413) and Victoria (383).

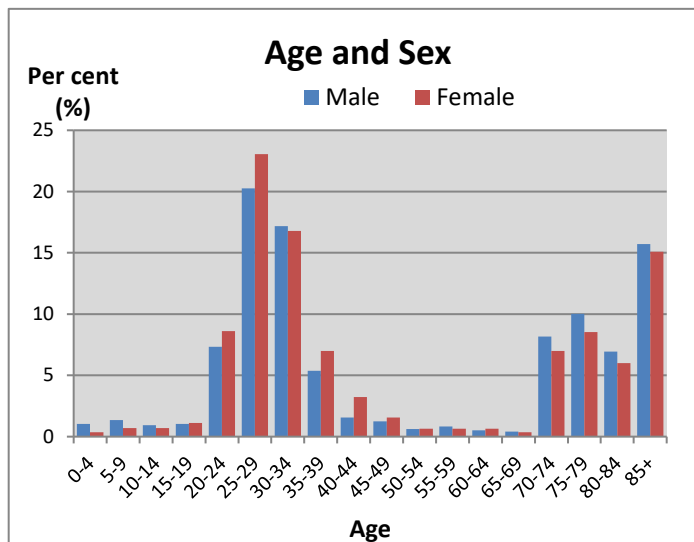


Age and Sex

The median age of the Estonia-born in 2016 was 35 years compared with 44 years for all overseas-born and 38 years for the total Australian population.

The age distribution showed 2.2 per cent were aged 0-14 years, 9.3 per cent were 15-24 years, 47.3 per cent were 25-44 years, 3.3 per cent were 45-64 years and 38.0 per cent were 65 years and over.

Of the Estonia-born in Australia, there were 967 males (40.5 per cent) and 1,418 females (59.4 per cent). The sex ratio was 68 males per 100 females.

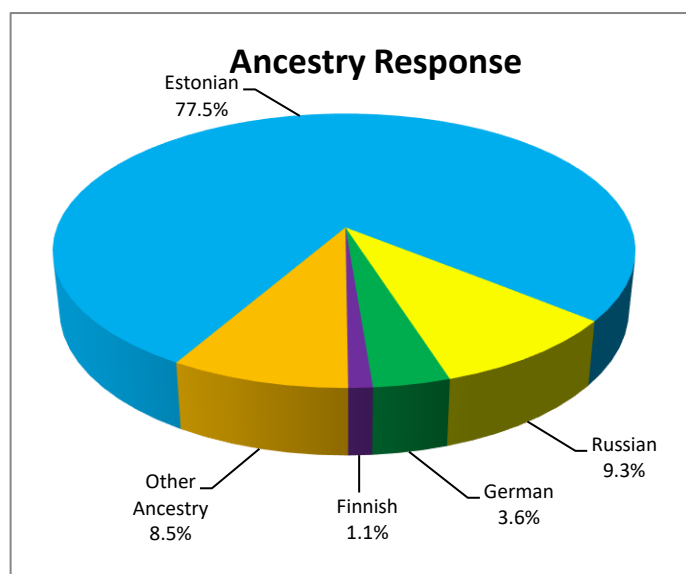


Ancestry

In the 2016 Census, the top ancestry responses* that Estonia-born people reported were Estonian (2,043), Russian (244) and German (96).

In the 2016 Census, Australians reported over 300 different ancestries. Of the total ancestry responses* 9,580 responses were towards Estonian ancestry.

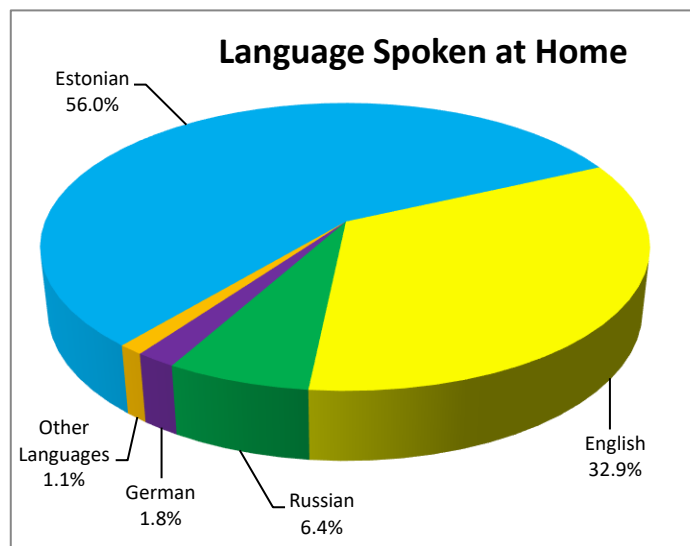
* At the 2016 Census up to two responses per person were allowed for the Ancestry question, therefore there can be more responses than total persons.



Language

The main languages spoken at home by Estonia-born people in Australia were Estonian (1,337), English (785) and Russian (152).

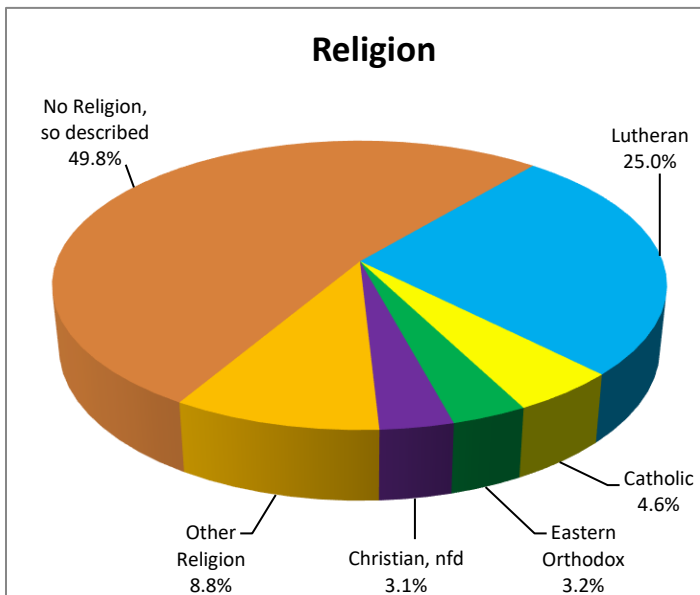
Of the 1,577 Estonia-born who spoke a language other than English at home, 95.0 per cent spoke English very well or well, and 4.2 per cent spoke English not well or not at all.



Religion

At the 2016 Census the major religious affiliations amongst Estonia-born were Lutheran (596), Catholic (109) and Eastern Orthodox (77).

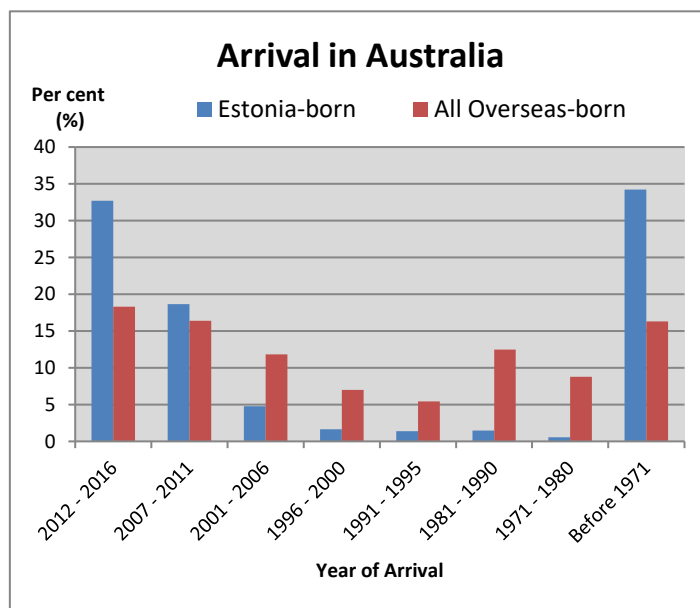
Of the Estonia-born, 49.8 per cent stated 'No Religion' which was higher than that of the total Australian population (29.6 per cent), and 5.3 per cent did not state a religion.



Arrival

Compared to 61.8 per cent of the total overseas-born population, 44.0 per cent of the Estonia-born people in Australia arrived in Australia prior to 2007.

Among the total Estonia-born in Australia at the 2016 Census, 18.7 per cent arrived between 2007 and 2011 and 32.7 per cent arrived between 2012 and 2016.



Median Income


At the time of the 2016 Census, the median Individual Weekly Income for the Estonia-born in Australia aged 15 years and over was \$663, compared with \$615 for all overseas-born and \$688 for all Australian-born.

The total Australian population aged 15 and over had a median Individual Weekly Income of \$662.

Qualifications

At the 2016 Census, 66.7 per cent of the Estonia-born aged 15 years and over had some form of higher non-school qualification compared to 60.1 per cent of the Australian population.

Of the Estonia-born aged 15 years and over, 2.5 per cent had no qualifications and were still attending an educational institution. The corresponding rate for the total Australian population was 8.5 per cent.

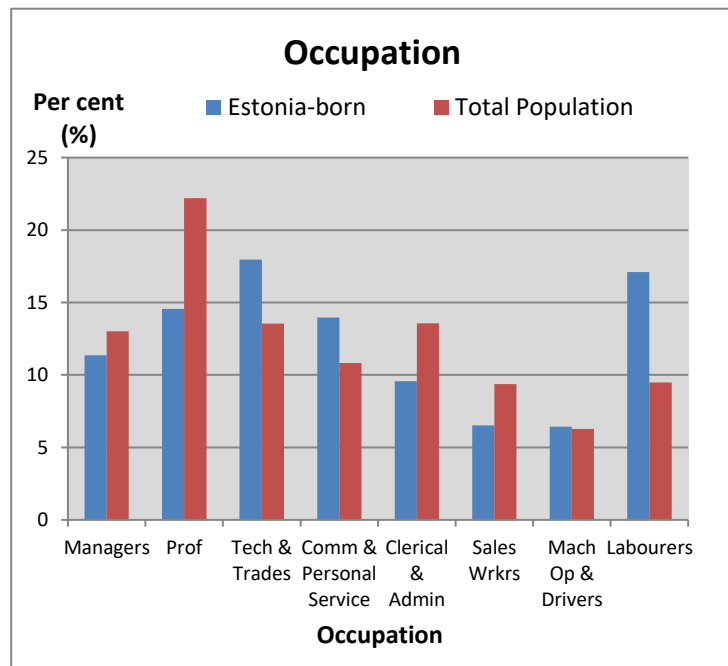


Employment

Among Estonia-born people aged 15 years and over, the participation rate in the labour force was 54.7 per cent and the unemployment rate was 5.3 per cent.

The corresponding rates in the total Australian population were 64.6 per cent and 6.9 per cent respectively.

Of the 1,181 Estonia-born who were employed, 43.9 per cent were employed in either a skilled managerial, professional or trade occupation. The corresponding rate in the total Australian population was 48.8 per cent.



Produced by the Australian Bureau of Statistics for the Department of Home Affairs

All data used in this summary is sourced from the Australian Bureau of Statistics Census of Population and Housing.